



KENTUCKY GEOLOGICAL SURVEY
LEXINGTON, KENTUCKY

WALLACE W. HAGAN
Director and State Geologist

Series X
1958

*Compilation of Coal and Petroleum
Production Data for Kentucky*

Thomas J. Crawford

CONTENTS

	PAGE
Introduction	5
Sources of data	5
General summary	7
Coal	7
Petroleum	9
Coal Production in Kentucky.....	14
Oil production in Kentucky	32
References	43

ILLUSTRATIONS

Figure 1. Kentucky counties which have produced coal	6
2. Percentage of coal production for various parts of Kentucky	8
3. Gross annual production of coal in Kentucky	8
4. Kentucky counties which have produced oil	10
5. Percentage of oil production for various parts of Kentucky	11
6. Gross annual production of oil in Kentucky	11

COMPILATION OF COAL AND PETROLEUM PRODUCTION DATA FOR KENTUCKY

THOMAS J. CRAWFORD

ABSTRACT

Coal and oil have long been the primary mineral products of Kentucky. This report brings together, under one cover, the statistical records of coal and oil production in the State.

The U. S. Bureau of Mines estimates the original reserves of coal in Kentucky at 123,327 million short tons. Approximately 2,543 million tons have been mined since 1828. Almost 80 percent of this has come from 8 counties: Harlan, Hopkins, Pike, Letcher, Muhlenberg, Perry, Floyd, and Bell.

Cumulative production of oil in Kentucky, from 1918 through 1957, is 335,710,778 barrels: 184,678,678 from Western Kentucky; 31,040,972 from Central Kentucky; and 119,991,118 from Eastern Kentucky. Approximately 85 percent of the oil has come from 11 counties: Lee, Henderson, Union, Ohio, Daviess, Magoffin, Johnson, McLean, Estill, Webster, and Lawrence, listed in order of decreasing total cumulative production.

INTRODUCTION

The object of this report is to bring together, under one cover, the statistical records of coal and oil production in the State of Kentucky. Production data for these mineral resources have been recorded for many years and are available at various public offices. However, there has been no previous attempt to make these production figures, by county and by year, available from one source.

SOURCES OF DATA

Coal production figures for the years 1890 through 1957, by county and by year, were obtained from the files and reports of the Kentucky Department of Mines and Minerals. Information concerning coal production from 1828 through 1889, by year only, is from *Coal Industry in Kentucky*, a Kentucky Geological Survey publication.

Oil production figures for the years 1918 through 1957, by county and by year, are from files and publications of the Kentucky Geological Survey. Information concerning oil production prior to 1918, by year only, was obtained from the Kentucky Department of Mines and Minerals.

These figures, on both coal and oil production, represent the most reliable data available, but may be subject to upward revision in some cases because of unreported production.

GENERAL SUMMARY

Coal

Coal has long been the principal mineral resource of Kentucky, both in quantity produced and value of product. In 1891 Kentucky ranked tenth among the states in total coal produced. Production for that year was 2,916,069 tons, valued at \$2,715,600 (\$0.91 per ton). Coal production for the State in 1956 was 75,934,180 tons, valued at \$337,147,759 (\$4.44 per ton), and Kentucky ranked third in the United States.

Approximately 80 percent of the coal produced in Kentucky has come from 8 counties: Harlan, Hopkins, Pike, Letcher, Muhlenberg, Perry, Floyd, and Bell. Harlan County was for a long period the leading coal producer in the State until, in 1947, it was outranked by Pike. In 1948 Hopkins County assumed the lead in coal production and continues to hold that position.

Eastern Kentucky counties with comparable production are aligned in a northeast-southwest direction, the counties having greatest production being those along the Kentucky-Virginia boundary and the Middlesboro Basin. Production by county decreases toward the western boundary of the Cumberland Plateau.

Western Kentucky, the first area in Kentucky to gain prominence as a large coal producer, was soon outranked by the newer and larger Eastern Kentucky coal field in total tonnage produced. However, during the last few years Western Kentucky has been assuming a greater share of coal production in the State. Its portion of total tonnage mined has risen from 33.4 percent in 1954 to 40.1 percent in 1957, a gain of 6.7 percent in four years.

According to data published by the U. S. Bureau of Mines the estimated original reserves of coal in Kentucky are 123,327,000,000 short tons. Total production of coal in Kentucky since 1928 is 2,543,094,400 short tons. Assuming 50 percent recovery, the recoverable reserves remaining in the State as of January 1958 would be approximately 59,120 million short tons.

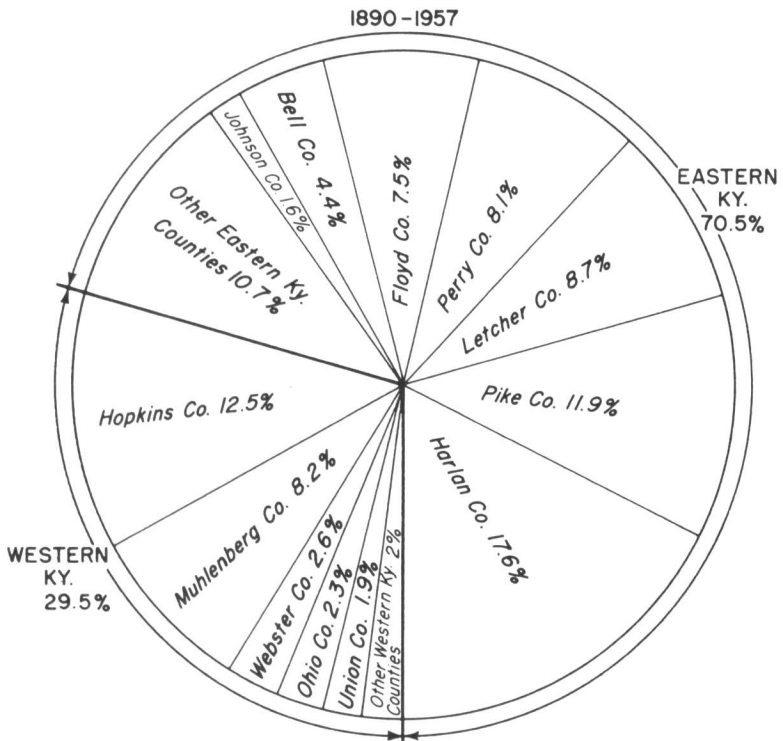


Fig. 2. Percentage of coal production for various parts of Kentucky, 1890-1957; total production, 2,515,700,400 short tons.

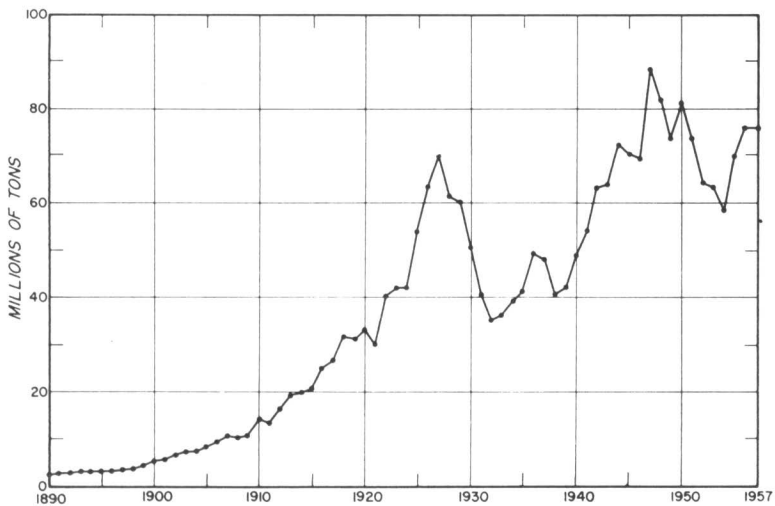


Fig. 3. Gross annual production of coal in Kentucky, 1890-1957.

Petroleum

The first oil well in Kentucky was drilled in 1819 by Martin Beatty. This well was drilled in quest of salt in McCreary County, which at that time was a part of Wayne County. Records of reported oil production in the State have been kept since 1883, by year, and since 1918, by county and year. Cumulative production from 1918 through 1957 is 335,710,778 barrels. Of this amount, 184,678,678 barrels were produced in Western Kentucky, 31,040,972 barrels in Central Kentucky, and 119,991,118 barrels in Eastern Kentucky.

Approximately 85 percent of the oil has come from 11 counties: Lee, Henderson, Union, Ohio, Daviess, Magoffin, Johnson, McLean, Estill, Webster, and Lawrence, listed in order of decreasing total cumulative production.

The oil industry in Kentucky continues to expand, with approximately 80 new pool discoveries in the four years from 1953 to 1956. Total production in the State has shown a general upward trend over the years; production in 1957 was approximately double that of 1949. This phenomenal increase must, in part, be attributed to successful waterflooding of old fields.

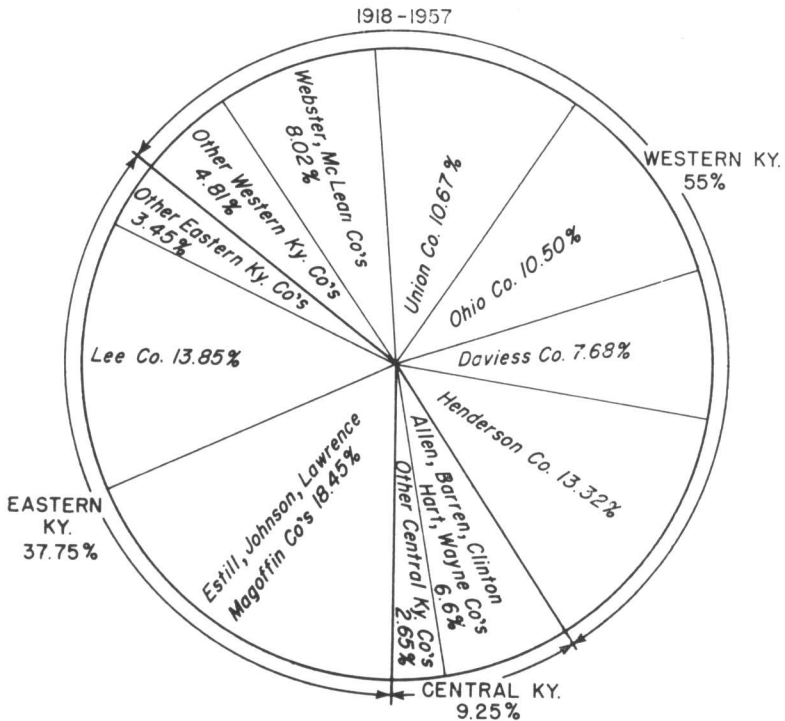


Fig. 5. Percentage of oil production for various parts of Kentucky, 1918-1957; total production 335,710,778 barrels.

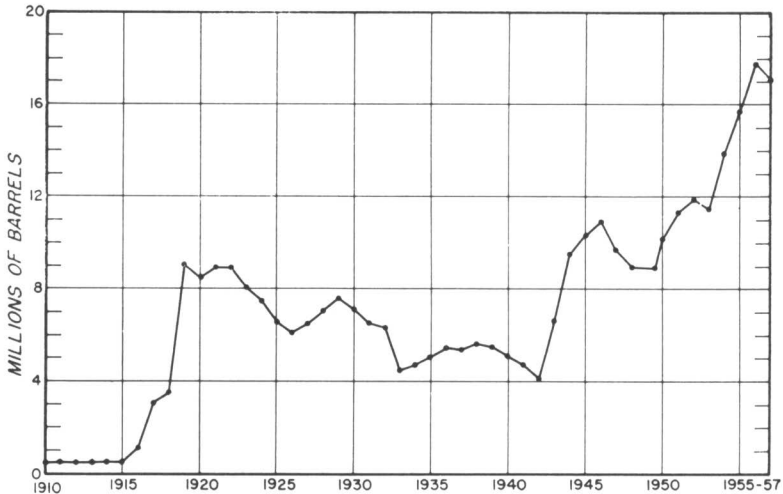


Fig. 6. Gross annual production of oil in Kentucky, 1910-1957.

**Coal Production In Kentucky From
1828 To 1889, Inclusive**

<i>Year</i>	<i>Short Tons</i>	<i>Year</i>	<i>Short Tons</i>
1828	328	1859	275,000
1829	2,000	1860	285,760
1830	2,000	1861	280,000
1831	2,100	1862	275,000
1832	2,500	1863	250,000
1833	2,750	1864	250,000
1834	5,000	1865	200,000
1835	6,000	1866	180,000
1836	8,000	1867	175,000
1837	10,000	1868	160,000
1838	11,500	1869	160,000
1839	16,000	1870	150,582
1840	23,527	1871	250,000
1841	35,000	1872	380,800
1842	50,000	1873	400,000
1843	60,000	1874	360,000
1844	75,000	1875	500,000
1845	100,000	1876	650,000
1846	115,000	1877	850,000
1847	120,000	1878	900,000
1848	125,000	1879	1,000,000
1849	140,000	1880	1,000,000
1850	150,000	1881	1,232,000
1851	160,000	1882	1,300,000
1852	175,000	1883	1,650,000
1853	180,000	1884	1,550,000
1854	190,000	1885	1,600,000
1855	200,000	1886	1,550,000
1856	215,000	1887	1,933,185
1857	240,000	1888	2,570,000
1858	250,000	1889	2,399,755
		Total	27,388,687

**Oil Production In Kentucky From
1883 To 1917, Inclusive**

<i>Year</i>	<i>Barrels</i>	<i>Year</i>	<i>Barrels</i>
1883	4,755	1901	137,259
1884	4,148	1902	185,331
1885	5,164	1903	554,286
1886	4,726	1904	998,284
1887	4,791	1905	1,217,337
1888	5,096	1906	1,213,548
1889	5,096	1907	820,844
1890	6,000	1908	727,767
1891	9,000	1909	639,016
1892	6,500	1910	468,774
1893	3,000	1911	472,458
1894	1,500	1912	484,368
1895	1,500	1913	524,568
1896	1,680	1914	502,441
1897	322	1915	437,274
1898	5,568	1916	1,144,750
1899	18,280	1917	3,088,160
1900	62,259		
		Total	13,765,850

COAL PRODUCTION IN KENTUCKY

By County, 1890-1957

	Bath	Bell	Boyd	Breathitt	Butler	Carter
1890
1891	19,585	183,562	6,035	189,546
1892	16,528	162,556	13,088	156,918
1893	67,595	153,313	7,829	132,509
1894	63,022	111,659	85,266
1895	79,374	170,442	102,029
1896	89,534	121,022	2,406	136,066
1897	80,737	172,888	9,316	114,836
1898	86,892	138,695	17,983	166,129
1899	132,674	159,431	15,699	215,826
1900	204,954	165,703	16,416	259,856
1901	313,087	182,976	18,540	259,856
1902	379,929	249,731	25,368	285,079
1903	390,104	261,634	41,145	270,175
1904	514,576	94,506	30,731	234,421
1905	763,482	47,533	32,550	121,161
1906	969,993	50,897	29,270	164,020
1907	1,319,128	67,725	27,015	120,507
1908	1,434,172	79,763	24,043	78,509
1909	1,545,452	98,157	23,651	76,518
1910	2,068,900	98,745	23,429	66,116
1911	2,063,797	111,631	15,746	35,116
1912	2,191,303	97,388	17,071	84,149
1913	2,469,138	110,265	12,738	110,055
1914	2,433,203	88,318	34,297	83,471
1915	2,156,759	73,383	20,742	100,143
1916	2,237,340	72,439	12,825	130,436
1917	2,063,459	107,145	37,982	152,401
1918	2,447,875	110,644	179,136	187,777
1919	1,972,477	62,790	137,442	151,342
1920	2,044,242	128,105	242,788	206,513
1921	1,366,653	44,232	130,721	74,774
1922	1,847,178	104,364	242,933	156,185
1923	2,276,098	119,688	124,005	101,466
1924	1,859,055	125,142	138,722	62,685
1925	2,468,024	45,234	177,029	76,621
1926	2,669,528	37,627	205,574	85,112
1927	2,838,546	52,409	179,719	5,280	106,920
1928	2,472,002	62,544	205,747	5,474	47,040
1929	2,362,295	100,594	201,575	2,947	39,930
1930	1,881,076	66,139	168,604	7,676	36,155
1931	1,372,278	74,544	136,273	8,973	20,282
1932	1,144,699	50,592	141,808	20,100	12,301
1933	1,312,843	68,775	74,127	10,260	7,693
1934	1,388,571	57,400	66,221	57,952	14,942
1935	1,247,243	37,294	65,130	25,476	21,559
1936	1,563,622	32,950	58,028	24,223	36,080
1937	1,973,570	50,568	51,060	48,379	10,537
1938	1,704,815	32,914	46,204	3,790	45,263
1939	1,691,818	30,482	41,325	3,385	62,850
1940	2,339,161	34,874	47,949	15,587	98,054

	Bath	Bell	Boyd	Breathitt	Butler	Carter
1941	2,750,916	76,648	57,487	36,292	147,174
1942	3,223,949	148,499	75,716	54,226	217,017
1943	3,154,483	71,834	54,668	114,580	180,980
1944	3,285,884	108,335	51,520	168,985	225,387
1945	3,620,826	68,677	59,080	279,888	165,337
1946	2,994,776	630,619	75,572	60,074	212,486
1947	3,349,554	686,154	270,272	277,700	846,387
1948	3,089,224	531,225	173,768	126,076	502,395
1949	1,473	1,987,592	368,157	974,045	255,812	678,741
1950	1,580	2,591,368	514,116	1,501,802	308,011	573,582
1951	2,101,409	519,746	1,155,227	107,785	426,490
1952	1,636,807	435,447	760,774	101,333	177,341
1953	1,497,381	334,097	1,078,993	98,795	132,399
1954	1,247,160	431,769	796,067	100,063	135,490
1955	1,261,456	365,088	519,903	118,388	71,849
1956	1,165,120	183,410	751,221	131,622	324,324
1957	1,094,076	265,757	820,173	123,631	257,255
TOTALS	3,053	110,450,367	10,700,990	12,754,323	2,702,763	10,867,829

Additional lines for your convenience in keeping this record up to date.

1958

1959

1960

1961

1962

	Christian	Clay	Clinton	Crittenden	Daviess	Edmonson
1890	15,105	1,618
1891	32,019	1,908	12,928
1892	132,768	2,400	3,913	23,551
1893	35,671	1,800	160	15,887
1894	38,836	10,352
1895	22,159	12,898
1896	13,124	3,232
1897	36,326	3,549
1898	66,496	7,141
1899	65,699	8,617
1900	82,662	10,872
1901	73,220	17,634
1902	86,453	9,437
1903	99,226	31,419
1904	91,943	24,467
1905	92,747	29,168
1906	79,141	46,777
1907	61,833	68,217
1908	33,198	52,658
1909	42,749	45,115
1910	49,494	66,017
1911	34,351	73,233
1912	60,139	77,161
1913	65,120	61,988
1914	51,853	42,009
1915	55,247	33,075
1916	102,068	40,811
1917	60,719	53,745	57,839
1918	85,259	98,193	86,552
1919	150,463	69,024	68,103
1920	67,137	26,239	27,616
1921	178,280	131,649	86,801
1922	77,692	184,306	181,544
1923	79,183	546,400	102,011
1924	19,759	220,897	138,186
1925	92,720	81,690	25,448	156,454
1926	104,000	125,205	67,881	142,513
1927	198,090	155,880	15,210	169,449
1928	275,220	65,316	15,843	209,653
1929	235,526	98,626	113,815
1930	193,832	62,786	77,452
1931	199,685	26,208	23,398
1932	193,440	10,777	60,762
1933	14,165	39,592	56,147
1934	31,020	128,537	470	1,631	146,241
1935	32,160	48,205	203	85	123,932
1936	90,411	114,460	800	112,076
1937	67,565	124,230	309	105,394
1938	54,519	152,323	879	250	79,479
1939	59,806	165,167	84,719
1940	41,201	173,383	131,004	9,539
1941	23,584	307,318	150,021	8,922
1942	71,547	400,280	7,412	187,546	8,675
1943	48,174	310,800	10,029	214,566	2,528
1944	45,738	268,056	17,550	10,400	402,024	19,850

	Christian	Ciay	Clinton	Crittenden	Daviess	Edmonson
1945	27,693	294,377	26,400	539,386	31,500
1946	5,980	377,050	42,300	277,738	16,770
1947	13,900	384,165	420	530,501	18,250
1948	11,430	576,670	81,040	3,973	647,398	11,120
1949	70,900	633,594	67,563	927,386	17,950
1950	31,353	850,282	147,735	58,524	669,447	29,728
1951	3,435	535,571	62,000	1,010	475,825	2,260
1952	554,830	54,612	619,851
1953	61,727	627,117	20,144	947	690,584
1954	125,000	561,539	56,749	650,551
1955	1,400	771,698	57,423	680,345
1956	1,170	1,159,810	34,479	1,105,663
1957	2,268	1,145,663	24,069	1,050,447
TOTALS	4,766,798	12,665,858	711,366	210,021	13,188,632	177,092

Additional lines for your convenience in keeping this record up to date.

1958

1959

1960

1961

1962

	Elliott	Floyd	Grayson	Greenup	Hancock	Harlan
1890	6,464
1891	1,880
1892	17,747
1893	23,104
1894	35,570
1895	30,569
1896	17,442
1897	19,902
1898	9,435
1899	8,159
1900	5,869
1901	6,634
1902	11,456
1903	32,068
1904	43,192
1905	39,954
1906	6,329	19,361
1907	17,655	9,338
1908	52,857
1909	79,274
1910	147,548	3,495
1911	248,142	1,740	25,814
1912	426,770	384,427
1913	418,435	2,872	775,333
1914	527,875	202	1,249,940
1915	538,598	1,710,970
1916	814,610	10,500	2,204,533
1917	819,206	9,160	2,049,649
1918	1,326,956	12,280	3,201,733
1919	1,260,140	9,000	4,176,531
1920	1,660,033	10,588	4,597,433
1921	1,224,738	3,164	6,796,581
1922	2,398,057	12,353	6,158,152
1923	3,150,549	2,800	8,400,877
1924	3,701,437	9,700	9,076,269
1925	4,851,721	4,485	11,766,359
1926	5,165,817	6,650	13,377,382
1927	5,165,512	1,500	14,804,335
1928	4,842,063	15,205,973
1929	4,499,185	15,050,367
1930	3,984,327	13,132,038
1931	3,052,372	9,911,080
1932	2,777,151	7,427,921
1933	3,161,981	9,214,152
1934	350	3,554,323	21,082	2,480	9,849,214
1935	3,667,407	10,798	3,692	12,360,502
1936	1,720	4,394,012	6,594	15,597,653
1937	1,424	4,185,180	6,439	14,356,491
1938	1,538	4,071,039	10,126	11,759,076
1939	3,145	4,494,209	7,129	12,443,576
1940	4,801	5,147,968	11,278	12,767	15,336,167
1941	6,836	5,475,647	13,570	20,506	14,616,319
1942	12,110	6,459,202	21,115	21,623	15,603,189
1943	4,465	6,778,729	12,425	21,884	13,555,908
1944	5,250	7,179,076	19,958	69,250	13,515,149

	Elliott	Floyd	Grayson	Greenup	Hancock	Harian
1945	7,150	6,576,218	20,845	78,300	11,781,442
1946	37,141	6,254,539	61,057	109,190	11,469,993
1947	43,254	8,341,654	110,142	226,280	12,024,074
1948	60,219	6,734,525	9,211	94,052	229,845	11,387,265
1949	127,836	5,111,059	402,977	160,396	246,778	8,392,430
1950	138,999	6,202,614	154,694	137,902	231,162	10,468,483
1951	380,581	6,364,825	16,000	236,228	48,988	10,722,290
1952	173,140	5,288,424	245,992	60,000	9,686,080
1953	17,945	5,385,976	42,443	9,907,394
1954	16,763	4,357,606	5,000	56,168	1,945	8,884,526
1955	18,760	5,417,103	500	12,310	3,365	9,436,973
1956	17,885	5,138,757	400	2,059	2,980	9,457,925
1957	25,328	5,222,761	1,125	8,983	48,901	9,274,633
TOTALS	1,106,640	188,128,655	589,907	1,329,091	1,872,105	442,584,601

Additional lines for your convenience in keeping this record up to date.

1958

1959

1960

1961

1962

	Henderson	Hopkins	Jackson	Johnson	Knott	Knox
1890	34,204	283,937	90,000
1891	95,806	627,144	92,514
1892	117,483	736,765	27,450	105,980
1893	110,906	761,074	24,859	160,285
1894	80,074	811,759	16,902	72,857
1895	79,113	788,437	10,679	185,734
1896	119,540	777,182	6,762	217,039
1897	121,224	961,412	4,005	164,883
1898	89,595	961,716	10,964	285,322
1899	124,405	1,265,707	11,380	244,090
1900	127,705	1,253,740	15,635	311,698
1901	156,597	1,348,701	39,034	291,286
1902	146,577	1,545,859	59,407	465,986
1903	153,804	1,989,574	53,745	579,514
1904	210,900	2,178,616	98,193	664,576
1905	162,437	1,735,516	69,024	540,404
1906	128,312	1,724,098	26,339	584,095
1907	227,904	2,053,566	131,649	709,579
1908	226,152	1,772,252	154,459	520,089
1909	200,012	1,847,189	206,326	630,026
1910	270,761	2,542,137	466,901	661,823
1911	219,166	2,165,892	800,416	773,310
1912	218,850	2,537,858	911,087	831,484
1913	185,423	2,519,356	841,356	912,589
1914	144,696	2,501,949	940,340	822,348
1915	181,402	2,321,146	950,453	769,650
1916	169,572	2,605,812	1,061,481	771,685
1917	254,148	3,037,747	959,958	690,246
1918	394,062	2,987,377	791,241	669,437
1919	273,256	2,463,010	824,229	583,128
1920	511,903	3,209,260	772,286	573,599
1921	333,128	1,846,602	713,347	34,023	426,480
1922	118,089	3,038,266	307,299	215,452	427,460
1923	334,250	2,223,858	693,409	342,599	576,923
1924	410,860	3,289,834	1,021,576	342,321	452,360
1925	425,251	3,857,101	1,173,040	472,255	368,026
1926	435,185	5,474,378	1,223,396	635,592	381,350
1927	445,317	7,174,240	1,219,185	661,750	463,771
1928	335,676	4,806,791	1,183,075	534,966	282,661
1929	267,257	3,975,203	1,535,802	361,837	254,553
1930	175,678	3,398,527	1,220,602	397,094	287,731
1931	115,956	2,511,682	859,393	621,642	347,186
1932	135,602	2,526,298	12,403	707,707	618,781	335,040
1933	122,752	2,244,221	31,357	696,886	554,109	377,684
1934	172,028	2,499,093	31,295	887,211	355,434	458,375
1935	211,263	2,982,496	25,106	628,659	379,442	482,096
1936	155,626	3,742,092	147,049	806,166	370,812	574,021
1937	107,630	3,133,333	216,736	858,447	552,417	625,758
1938	107,106	3,259,991	206,979	743,885	182,214	533,726
1939	103,224	3,590,402	202,668	616,925	351,172	652,686
1940	116,958	3,475,072	244,629	831,181	477,628	665,151
1941	103,132	4,719,455	274,472	737,295	450,574	494,671
1942	131,960	5,831,549	329,219	695,345	688,757	738,578
1943	160,116	6,814,993	198,753	721,887	554,397	662,252
1944	216,785	10,106,691	147,200	850,734	819,380	764,651

	Henderson	Hopkins	Jackson	Johnson	Knott	Knox
1945	293,200	10,187,289	103,195	695,957	892,602	673,751
1946	314,128	10,192,005	109,337	797,559	1,057,167	530,583
1947	248,658	11,786,720	86,111	2,208,792	1,365,879	945,827
1948	264,296	12,943,515	129,962	828,742	1,256,789	1,019,466
1949	704,281	13,457,865	237,212	802,181	1,420,879	739,493
1950	585,997	13,564,606	655,055	857,005	1,853,009	787,964
1951	402,331	12,297,420	506,241	846,319	1,617,598	539,554
1952	262,548	12,956,640	266,317	497,220	822,927	247,596
1953	269,470	12,332,524	183,834	459,050	783,657	197,011
1954	247,918	12,246,382	184,553	385,782	722,198	145,184
1955	226,677	14,382,076	198,521	517,630	975,094	170,335
1956	281,212	14,532,178	174,293	594,483	1,155,803	411,460
1957	272,862	13,983,954	190,179	454,055	1,455,575	320,243
TOTALS	15,150,396	315,701,130	5,092,676	41,163,787	26,353,825	33,336,903

Additional lines for your convenience in keeping this record up to date.

1958

1959

1960

1961

1962

	Laurel	Lawrence	Lee	Leslie	Letcher	Lewis
1890	291,178	117,178
1891	304,870	104,922
1892	251,068	84,785
1893	285,982	93,774	16,850
1894	261,177	86,497	49,527
1895	233,638	55,913	43,313
1896	288,494	47,474	9,847
1897	294,075	61,226	12,925
1898	272,919	55,251	9,439
1899	314,994	49,418	6,947
1900	361,639	55,566	13,604
1901	331,800	53,003	15,151
1902	384,580	54,298	30,346
1903	408,762	43,889	96,580
1904	383,972	45,019	79,067
1905	363,296	63,654	39,150
1906	319,932	67,709	54,800
1907	314,221	30,213	69,864
1908	212,585	24,751	92,533
1909	211,628	70,767	87,801
1910	266,314	102,948	72,431
1911	245,422	52,416	48,408
1912	200,885	66,838	45,024	198,316
1913	218,936	65,286	22,759	1,180,273
1914	164,503	65,309	4,870	1,539,070
1915	110,311	52,707	1,051	2,380,304
1916	77,321	10,612	6,623	2,506,691
1917	225,359	38,272	26,074	2,627,102
1918	129,027	47,066	57,705	3,279,715
1919	74,478	17,450	65,536	3,053,686
1920	9,444	35,251	66,736	3,315,644
1921	86,085	36,510	8,420	2,505,970
1922	159,293	38,496	99,600	3,414,719
1923	52,845	6,727	30,033	4,405,622
1924	137,685	442	4,974	4,851,806
1925	158,913	105	5,900	5,989,957
1926	148,872	4,920	26,498	6,295,445
1927	159,774	4,325	39,000	6,479,771
1928	71,310	5,878	5,849,088
1929	88,071	5,500	6,493,058
1930	77,260	6,110,945
1931	4,990	4,660,375
1932	13,811	600	1,400	3,569,755
1933	7,582	3,754	3,989,710
1934	35,663	3,736	9,173	489	4,777,688
1935	28,146	1,445	11,210	360	4,376,382
1936	21,463	3,317	16,669	1,390	4,721,466
1937	23,728	1,111	9,086	1,750	4,517,295
1938	44,316	2,299	13,119	1,733	3,690,577
1939	67,022	4,709	15,182	3,753,230
1940	108,962	7,474	18,448	12,854	4,256,162
1941	131,142	32,507	28,022	36,535	4,485,347
1942	248,622	55,125	44,037	161,080	5,285,097
1943	197,217	4,970	19,043	192,500	5,409,022
1944	334,465	6,206	22,722	220,449	6,297,335

	Laurel	Lawrence	Lee	Leslie	Letcher	Lewis
1945	400,388	18,860	29,590	293,972	5,985,253
1946	416,989	16,818	63,121	318,725	6,695,833	910
1947	904,797	92,438	45,762	760,356	8,889,374	6,452
1948	253,903	117,623	96,777	928,795	10,839,921
1949	622,641	66,521	132,796	2,390,114	7,335,289
1950	322,371	70,284	323,281	2,566,245	5,997,846
1951	129,788	117,986	304,917	2,403,282	4,701,151
1952	145,727	90,343	172,550	2,182,077	4,588,723
1953	164,579	56,523	126,250	2,407,848	4,827,130
1954	154,231	33,704	140,985	2,146,492	4,567,860
1955	74,892	31,206	120,750	2,342,064	5,314,749
1956	162,522	27,961	88,841	2,592,509	6,033,086
1957	232,002	23,760	140,821	2,942,579	5,931,257
TOTALS	14,204,887	2,804,391	3,363,192	24,904,198	217,974,095	7,362

Additional lines for your convenience in keeping this record up to date.

1958

1959

1960

1961

1962

	Madison	Magoffin	Martin	McCreary	McLean	Meniffee
1890	8,934
1891	23,509
1892	15,270
1893	3,111
1894	15,254
1895	21,834
1896	24,076
1897	30,853
1898	21,515
1899	28,796
1900	31,316
1901	21,819
1902	64,833
1903	121,632
1904	95,731
1905	107,943
1906	161,726
1907	143,789
1908	97,287
1909	80,871
1910	204,326
1911	115,257
1912	543,244	113,675
1913	625,899	80,957
1914	584,320	38,599
1915	568,935	25,920
1916	672,750	72,482
1917	692,097	127,730
1918	734,894	154,871
1919	21,146	636,389	84,488
1920	30,251	708,404	156,763
1921	68,418	604,806	89,962
1922	317,754	756,651	190,184
1923	12,164	375,615	868,113	107,839
1924	13,526	432,898	802,117	21,445
1925	114,706	438,076	877,769	76,829
1926	174,147	637,163	970,060	100,534
1927	222,808	537,924	1,000,110	119,005
1928	65,875	423,887	930,370	25,147
1929	66,654	347,328	1,010,454	168,254
1930	17,304	346,497	832,571	188,241
1931	281,699	645,604	140,000
1932	2,605	244,499	546,234	10,700
1933	24,273	236,151	573,024	3,111
1934	29,244	226,469	622,203	39,690
1935	34,131	226,214	412,776	76,269
1936	61,631	269,532	584,456	7,119
1937	72,150	260,864	702,357	712
1938	66,598	185,102	633,951
1939	81,198	204,604	815,867	7,523
1940	900	71,169	213,320	811,918	11,410
1941	63,082	381,920	792,182	10,057	14,154
1942	105,218	384,872	932,037	14,657	12,740
1943	106,921	440,215	919,297	29,935	7,420
1944	117,030	511,312	1,012,796	44,312	19,122

	Madison	Magoffin	Martin	McCreary	McLean	Menifee
1945	123,743	449,707	946,211	82,210	22,800
1946	77,013	395,988	778,331	49,300	33,293
1947	785,859	444,889	1,140,148	174,950	39,588
1948	171,068	432,190	816,703	124,807	36,283
1949	1,350	69,974	245,637	719,643	128,667
1950	6,392	185,857	295,440	779,077	89,644
1951	2,600	135,613	155,639	852,782	25,291
1952	244,399	91,631	484,822	15,648
1953	52,250	17,332	217,562	8,159
1954	36,684	9,947	566,652	6,949
1955	103,531	64,276	786,251	4,078
1956	3,915	40,218	606,490	2,211
1957	14,622	38,947	481,622	1,830
TOTALS	11,242	3,526,962	10,725,571	33,600,949	4,491,846
						252,109

Additional lines for your convenience in keeping this record up to date.

1958

1959

1960

1961

1962

	Montgomery	Morgan	Muhlenberg	Ohio	Owsley	Perry
1890	112,783	132,107
1891	255,065	337,513
1892	299,541	329,985
1893	315,724	354,670
1894	269,579	348,937
1895	267,353	386,902
1896	256,268	368,084
1897	261,783	460,693
1898	268,507	436,519
1899	414,846	515,867
1900	409,581	535,700
1901	3,627	532,838	504,704
1902	40,679	729,110	521,629
1903	61,661	801,999	576,719
1904	59,509	903,205	509,040
1905	78,810	1,044,402	528,234
1906	53,306	1,491,905	692,096
1907	54,811	1,860,499	660,073
1908	62,290	1,774,314	602,316
1909	63,738	1,881,177	614,650
1910	74,195	2,849,690	820,224
1911	73,686	2,225,662	736,705
1912	85,198	2,321,324	657,135	1,400
1913	72,030	2,584,200	760,914	25,632
1914	72,046	2,249,711	676,528	243,661
1915	58,875	2,267,298	514,476	546,244
1916	47,727	2,015,859	471,610	995,091
1917	66,476	3,230,854	877,206	1,616,557
1918	63,332	3,650,473	951,829	2,120,223
1919	64,831	2,626,365	716,312	2,712,043
1920	180,696	3,284,089	1,003,541	2,966,426
1921	33,086	3,250,410	523,083	4,235,278
1922	51,354	4,312,335	1,207,619	4,280,981
1923	38,644	3,655,839	925,734	4,895,434
1924	25,420	1,297,581	216,659	5,229,066
1925	28,509	3,517,238	618,565	5,932,258
1926	19,754	5,090,461	1,093,740	6,647,807
1927	18,633	6,422,577	1,466,643	6,373,895
1928	14,371	5,369,296	966,745	5,806,711
1929	19,571	4,929,816	929,183	5,760,881
1930	16,887	2,888,558	951,014	5,325,910
1931	10,878	2,785,370	559,561	5,100,837
1932	8,912	3,265,738	804,440	4,322,893
1933	1,831	2,806,394	528,753	3,852,557
1934	585	2,912,708	514,888	3,371,612
1935	535	2,214,935	846,777	365	3,653,772
1936	4,956	1,431,557	175,470	1,645	4,470,270
1937	3,719	2,411,992	435,952	1,891	4,347,235
1938	8,902	1,969,285	211,120	5,239	3,640,409
1939	8,300	2,277,989	235,389	4,603	4,089,829
1940	8,638	2,970,143	140,152	3,058	4,643,877
1941	8,405	4,372,559	182,739	2,708	5,482,037
1942	11,477	5,090,137	277,428	3,340	6,277,076
1943	12,020	5,635,985	419,296	1,555	6,317,292
1944	15,728	6,829,385	806,054	1,755	6,221,435

	Montgomery	Morgan	Muhlenberg	Ohio	Owsley	Perry
1945	21,625	6,907,398	804,965	2,150	5,873,145
1946	35,945	5,975,523	749,027	6,226,093
1947	7,667	140,768	6,984,575	1,230,060	6,752,781
1948	394,618	5,599,866	1,938,442	3,500	6,245,410
1949	136,445	5,356,511	2,759,552	12,678	5,157,451
1950	502,982	5,737,362	2,229,583	24,717	6,639,169
1951	215,240	5,160,421	2,213,110	14,050	5,841,300
1952	177,495	4,430,872	1,631,533	18,084	5,029,685
1953	58,637	4,814,942	1,337,413	9,503	4,710,213
1954	131,713	5,103,044	1,650,279	16,433	3,997,415
1955	136,609	5,678,348	2,181,418	5,430	4,754,884
1956	146,237	7,413,442	2,812,926	26,354	5,643,687
1957	134,593	7,191,008	3,070,795	1,585	5,305,043
TOTALS	7,667	3,941,545	207,517,604	57,249,025	160,643	203,682,905

Additional lines for your convenience in keeping this record up to date.

1958

1959

1960

1961

1962

	Pike	Powell	Pulaski	Rockcastle	Rowan	Union
1890	29,080
1891	147,505
1892	101,590
1893	121,278
1894	134,585
1895	100,616
1896	104,121
1897	117,732
1898	123,352
1899	167,789
1900	239,901
1901	265,231
1902	302,203
1903	344,293
1904	46,730	352,414
1905	103,362	340,625
1906	289,311	389,765
1907	530,562	474,788
1908	551,385	513,015
1909	669,622	424,658
1910	895,093	601,721
1911	1,131,326	479,948
1912	1,419,930	588,309
1913	2,140,757	664,719
1914	2,636,252	581,221
1915	2,798,646	746,959
1916	3,675,607	662,966
1917	3,860,919	963,359
1918	4,473,442	992,973
1919	4,784,889	982,704
1920	4,740,453	1,165,205
1921	3,280,283	809,798
1922	6,518,256	1,365,290
1923	5,648,221	1,221,456
1924	6,049,809	1,049,196
1925	7,246,852	886,504
1926	7,820,301	1,222,406
1927	7,797,636	1,601,315
1928	7,060,389	1,186,723
1929	7,513,823	893,762
1930	6,065,840	904,759
1931	4,645,840	565,456
1932	3,940,662	1,492	670,944
1933	4,257,280	1,399	2,980	577,793
1934	4,663,790	2,939	20,028	579,211
1935	4,660,011	4,626	6,850	647,203
1936	5,194,934	1,836,770	16,450	688,218
1937	5,535,999	1,394,933	16,830	651,421
1938	4,076,128	1,298,337	14,194	549,821
1939	4,246,930	24,852	16,350	555,531
1940	4,818,545	43,660	29,909	688,063
1941	5,299,250	71,594	19,542	835,596
1942	7,316,820	141,266	22,502	2,100	714,053
1943	8,501,057	95,906	14,598	850,587
1944	9,178,832	181,321	33,975	681,882

	Pike	Powell	Pulaski	Rockcastle	Rowan	Union
1945	9,240,280	259,800	54,080	793,579
1946	10,210,387	117,950	69,206	625,868
1947	13,851,003	307,905	205,297	657,426
1948	12,169,708	72,450	70,854	618,390
1949	8,199,793	473,550	377,390	752,570
1950	10,635,697	20,616	516,364	335,681	738,551
1951	10,250,185	481,491	216,631	521,913
1952	8,450,402	277,031	180,480	22,591	631,387
1953	8,266,805	228,936	112,180	328	1,243,935
1954	5,483,318	324,367	202,796	1,899,436
1955	8,113,271	493,559	136,605	2,205,782
1956	9,184,305	405,648	152,020	2,290,682
1957	8,707,975	185,432	87,440	2,907,746
TOTALS	298,848,903	20,616	9,242,086	2,416,360	25,019	49,508,878

Additional lines for your convenience in keeping this record up to date.

1958

1959

1960

1961

1962

	Wayne	Webster	Whitley	Wolfe	Other Counties	TOTALS
1890	15,915	1,562,633	2,701,136
1891	32,593	297,991	149,174	2,916,069
1892	37,077	374,671	14,169	3,025,303
1893	35,739	455,811	3,177,931
1894	41,934	349,282	228,123	3,111,192
1895	49,896	455,303	261,568	3,357,770
1896	50,539	428,981	251,897	3,333,130
1897	70,586	197,723	387,568	3,584,242
1898	54,095	396,310	460,926	3,939,201
1899	107,244	561,831	237,543	4,656,962
1900	106,177	623,729	441,480	5,273,803
1901	118,779	605,093	510,646	5,670,256
1902	216,403	644,022	513,719	6,767,104
1903	335,786	646,070	198,133	7,537,932
1904	240,642	735,646	7,637,096
1905	349,598	759,442	1,020,031	8,432,523
1906	504,468	774,739	1,023,377	9,651,766
1907	592,387	746,492	461,309	10,753,124
1908	558,442	813,541	517,941	10,248,552
1909	432,459	897,793	467,711	10,697,344
1910	1,017,411	1,170,237	180,055	14,720,011
1911	905,989	1,164,515	177,023	13,924,711
1912	1,220,045	1,031,486	16,330,496
1913	1,512,825	981,932	19,421,787
1914	1,506,023	882,691	20,165,305
1915	1,439,936	846,018	4,415	21,273,663
1916	1,575,748	947,783	1,319,765	25,292,747
1917	1,318,654	813,563	13,183	26,850,809
1918	1,483,014	842,989	143,995	31,704,070
1919	1,348,535	632,012	1,583,819	31,605,718
1920	1,288,519	575,834	33,604,998
1921	997,167	413,576	30,334,025
1922	2,059,818	327,117	40,568,797
1923	1,318,435	480,272	43,117,109
1924	1,682,264	704,041	43,387,732
1925	2,077,793	680,500	54,691,932
1926	2,570,228	671,069	63,630,595
1927	3,465,344	566,027	69,931,900
1928	2,751,932	555,479	61,633,245
1929	2,585,028	494,633	60,405,528
1930	1,654,610	427,614	56,183	50,953,910
1931	1,377,775	326,961	63,201	40,449,499
1932	1,600,909	210,490	35,391,466
1933	1,350,221	247,650	36,451,207
1934	4	1,245,649	291,923	2,484	50,000	39,124,046
1935	3,632	1,431,119	244,013	8,985	41,242,504
1936	1,566	1,836,770	318,036	8,453	49,500,533
1937	1,394,933	269,071	7,691	48,536,187
1938	425	1,298,337	219,836	6,504	40,932,348
1939	265	1,061,558	231,265	4,111	42,310,995
1940	947,898	350,983	11,408	49,383,303
1941	1,025,664	381,439	18,493	54,145,813
1942	2,730	991,389	432,182	9,207	63,462,706
1943	6,712	962,173	351,391	6,124	64,149,687
1944	18,230	994,535	554,255	5,938	72,406,927

	Wayne	Webster	Whitley	Wolfe	Other Counties	TOTALS
1945	23,650	939,895	531,892	7,725	70,236,031
1946	25,740	479,718	283,628	69,271,470
1947	473,167	999,761	35,810	88,695,527
1948	64,780	596,687	259,031	16,441	82,580,453
1949	45,602	524,834	408,857	292,706	73,997,671
1950	108,507	240,359	489,471	376,184	82,176,693
1951	46,904	271,735	466,834	42,120	73,951,266
1952	44,821	288,178	455,922	12,430	64,515,091
1953	32,917	345,131	350,721	15,290	63,535,477
1954	41,204	486,055	238,603	12,167	58,621,115
1955	95,754	763,699	272,949	12,783	68,900,744
1956	62,870	1,230,767	368,352	11,957	75,934,180
1957	42,977	1,710,514	566,905	13,554	75,775,937
TOTALS	669,290	65,599,746	36,096,279	938,565	12,299,657	2,515,700,400

Additional lines for your convenience in keeping this record up to date.

1958

1959

1960

1961

1962

OIL PRODUCTION IN KENTUCKY

By County, 1918-1957

	Allen	Barren	Bath	Boyd	Breathitt	Breckin- ridge
1918	57,211	1,031	17,225
1919	591,540	413	19,949
1920	891,861	1,935	18,485
1921	605,220	30,857	17,168	1,614
1922	641,558	66,010	17,622	1,252
1923	476,782	83,738	17,131	1,029
1924	371,460	118,616	17,685	1,242
1925	304,579	267,884	16,805	992
1926	280,228	347,656	14,872	612
1927	254,745	340,338	12,372	783
1928	229,306	487,580	8,091	497	240
1929	204,680	226,899	7,353	1,294	765
1930	174,112	137,438	6,986	878	373
1931	33,214	50,868	1,115	1,047
1932	126,837	65,214	280
1933	122,373	32,442
1934	116,836	48,284
1935	97,531	49,198
1936	87,462	69,552
1937	91,974	78,318	318
1938	88,951	56,429	510	244
1939	78,989	34,850	243
1940	80,332	20,386	706
1941	83,635	21,214	310
1942	81,449	19,821	456
1943	64,816	15,917	1,214
1944	68,982	8,291	630	78	1,054
1945	67,967	10,907	9,886	428	1,333
1946	61,307	11,359	15,185	431	1,137
1947	57,141	11,589	13,847	460	1,086
1948	52,614	9,689	11,099	377	1,887
1949	70,247	9,431	9,893	263	465	2,772
1950	71,911	8,545	6,983	302	5,489	4,547
1951	66,911	7,902	7,280	362	2,420	4,505
1952	63,660	11,315	6,960	352	11,353	9,037
1953	79,483	11,320	6,058	352	763	8,714
1954	64,780	12,146	6,903	344	971	7,222
1955	64,548	20,243	6,579	893	7,561	6,706
1956	71,011	64,357	5,895	702	39,333	32,554
1957	72,517	59,886	4,791	1,239	32,361	88,269
TOTALS	7,170,760	2,929,868	304,848	18,931	100,716	175,374

Additional lines for your convenience in keeping this record up to date.

1958

1959

1960

1961

1962

	Butler	Carter	Christian	Clay	Clinton	Crittenden
1918
1919
1920
1921
1922
1923
1924	1,363
1925	11,031
1926	11,894
1927	44,336
1928	4,549
1929	926
1930	786
1931
1932
1933
1934
1935
1936
1937	7,421
1938	25,971
1939	42,354	573
1940	37,288	11,761
1941	30,507	17,160
1942	25,119	19,229
1943	24,382	19,800
1944	54,314	44,022
1945	93,925	134,111	911
1946	141,541	446,158	1,095
1947	132,193	183	395,488	829
1948	122,371	220	431,286	455
1949	101,041	252,030	804
1950	89,538	155,016	1,524
1951	75,588	102,407	693
1952	69,771	86,414	1,024
1953	63,986	83,491	1,436
1954	73,898	59	52,406	77,880	1,228
1955	85,094	715,981	70,726	828
1956	106,472	1,833,547	69,396	1,071
1957	113,645	953,110	61,911	689
TOTALS	1,516,419	59	3,555,044	403	2,533,780	12,587

Additional lines for your convenience in keeping this record up to date.

- 1958
- 1959
- 1960
- 1961
- 1962

	Cumberland	Daviess	Edmonson	Elliott	Estill	Floyd
1918	1,447,267	5,078
1919	216	1,303,697	6,350
1920	25	1,109,783	5,123
1921	840,779	3,670
1922	10,862	729,393	4,836
1923	23,108	395	588,642	5,278
1924	81,217	7,171	498,957	14,126
1925	69,887	12,330	8,240	436,483	7,873
1926	45,317	20,875	9,727	392,876	18,494
1927	55,432	48,925	9,278	374,772	7,186
1928	21,700	661,002	8,571	340,820	7,696
1929	17,225	1,065,883	6,983	306,550	29,643
1930	11,407	1,092,284	6,730	258,724	25,071
1931	10,304	598,276	5,847	222,004	9,547
1932	4,902	564,559	5,019	188,368	3,659
1933	475,566	3,889	175,457	659
1934	503	402,724	3,413	170,106	349
1935	185	381,440	3,227	180,336	189
1936	159	358,469	2,164	216,474	29,224
1937	325,901	3,147	256,241	35,753
1938	584,996	3,096	276,972	52,290
1939	964,730	3,294	280,856	32,425
1940	1,631	1,084,894	4,204	334,804	27,829
1941	6,497	874,543	4,634	408,321	22,645
1942	3,949	613,822	4,874	388,385	19,201
1943	4,348	545,321	327	6,542	326,582	15,554
1944	7,826	536,021	14,003	315,070	12,433
1945	2,531	502,359	18,496	283,632	15,300
1946	1,927	545,963	19,087	246,368	23,041
1947	1,106	667,911	17,040	224,581	24,073
1948	10,989	911,170	66	16,728	202,015	17,773
1949	32,556	1,392,546	270	18,567	196,472	11,093
1950	28,316	1,241,688	423	26,747	186,177	19,299
1951	24,508	1,030,607	663	49,665	184,506	21,074
1952	23,986	1,084,312	934	52,688	196,162	18,343
1953	22,419	1,229,691	987	54,921	183,006	14,976
1954	24,734	1,419,214	551	85,735	168,379	17,053
1955	22,908	1,480,965	498	101,867	164,191	15,381
1956	22,087	1,461,658	208	114,487	157,420	17,998
1957	22,777	1,610,982	30	119,991	140,371	19,102
TOTALS	617,544	25,792,022	4,957	820,072	14,901,999	636,687

Additional lines for your convenience in keeping this record up to date.

1958
1959
1960
1961
1962

	Grayson	Green	Greenup	Hancock	Hardin	Hart
1918
1919
1920
1921
1922	2,625
1923	31,398	5,278
1924	36,657
1925	33,578
1926	30,999
1927	22,665
1928	16,117
1929	15,020
1930	33,918	52,174
1931	67,532	2,037,390
1932	60,772	2,036,686
1933	72,415	728,651
1934	334,567	511,708
1935	699,699	66	279,074
1936	417,023	4 530	216,894
1937	310,502	2,017	157,269
1938	326,535	121,971
1939	232,901	87,048
1940	208,061	76,552
1941	188,789	97,815
1942	154,023	69,414
1943	140,404	47,486
1944	124,454	33,585
1945	116,377	27,728
1946	109,561	23,269
1947	98,348	27,821
1948	81,369	23,501
1949	78,474	20,798
1950	86,217	35,394
1951	101,808	31,874
1952	1,093	96,696	30,588
1953	1,433	1,226	213,286	26,853
1954	1,180	686	419,685	28,110
1955	2,213	1,553	482,071	71	39,204
1956	67	9,465	1,768	507,610	33,700
1957	48	32,567	1,852	442,913	31,390
TOTALS	115	46,858	8,178	6,395,069	6,684	6,939,225

Additional lines for your convenience in keeping this record up to date.

1958
1959
1960
1961
1962

	Henderson	Hopkins	Jackson	Johnson	Knott	Knox
1918	776
1919	1,423	1,353
1920	1,800	45,376	1,273
1921	2,123	315,568	3,093
1922	2,299	666,758	3,113
1923	1,896	1,015,006	3,194
1924	17,815	582	1,178,675	2,922
1925	15,073	583	1,026,322	2,634
1926	14,692	1,239	968,284	1,876
1927	11,304	1,175	862,909	2,022
1928	9,062	1,298	707,657	1,857
1929	6,636	418	598,972	627
1930	77,681	4,767	654	552,286	672
1931	56,752	802	550,138	356
1932	78,262	467,627	940
1933	81,201	411,876
1934	59,128	362,315	2,074
1935	61,590	596	342,447	1,221
1936	60,004	220	329,699	2,716
1937	67,935	335,891	6,376
1938	594,685	341,561	3,078
1939	629,368	325,510	1,614
1940	358,408	328	319,134	965
1941	245,781	298,829	982
1942	284,322	286,582
1943	3,524,874	272,643
1944	2,385,375	126	249,771
1945	2,132,899	620	26,650	232,256
1946	3,153,403	840	32,440	224,544	144
1947	2,866,689	4,915	40,345	210,823	1,002
1948	2,272,436	9,415	32,634	196,069	2,885
1949	1,813,715	4,291	21,286	248,990	3,649
1950	2,202,894	2,417	11,296	233,802	2,794	25
1951	2,721,638	10,592	3,901	311,627	1,904
1952	3,022,660	68,155	1,374	156,698	8,453	3,292
1953	2,559,126	74,223	2,149	137,338	23,887
1954	3,560,107	82,107	2,514	155,633	18,421	5,002
1955	3,444,731	44,917	367	211,292	20,880	3,975
1956	3,193,735	40,490	1,102	274,139	20,240	2,807
1957	3,218,042	132,695	1,278	248,091	16,311	2,768
TOTALS	44,727,441	557,098	192,826	15,673,138	166,304	17,869

Additional lines for your convenience in keeping this record up to date.

1958

1959

1960

1961

1962

	Laurel	Lawrence	Lee	Leslie	Letcher	Lincoln
1918	53,061	1,076,962	1,956
1919	94,592	6,476,589	4,973
1920	217,676	5,128,402	4,490
1921	345,162	4,304,309	178
1922	402,195	3,434,904	993
1923	467,042	2,697,298	500
1924	512,286	2,236,840	114
1925	665,795	1,775,004	50
1926	688,124	1,449,526
1927	631,420	1,270,367
1928	533,734	1,091,434
1929	466,453	945,019
1930	454,875	855,285
1931	430,326	765,582
1932	349,130	679,834
1933	281,468	621,724
1934	246,378	631,471
1935	232,298	610,968
1936	221,207	587,108
1937	218,654	650,259
1938	215,211	659,589
1939	208,314	594,387
1940	197,428	561,253
1941	192,474	532,156
1942	183,284	488,253
1943	175,941	452,256
1944	161,027	418,507
1945	152,921	391,048
1946	146,830	380,048
1947	484	145,154	364,940
1948	830	143,412	348,261
1949	146,559	328,081
1950	142,313	317,053
1951	137,987	369,126
1952	170,717	411,076
1953	156,703	420,296	129
1954	158,637	442,476	129	2,163
1955	154,283	485,417	172	246
1956	217	155,349	537,505	889	129
1957	173,969	720,211	2,730	86	1,771
TOTALS	1,531	10,830,389	46,510,825	3,619	645	17,434

Additional lines for your convenience in keeping this record up to date.

1958

1959

1960

1961

1962

	Logan	Madison	Magoffin	Martin	McCreary	McLean
1918	1,404	8,087
1919	206	9,584
1920	813	51,561	235	8,047
1921	1,139	617,704	246	6,867
1922	3,767	1,234,373	188	6,399
1923	618	1,348,623	18	5,316
1924	114	1,106,186	12	4,405
1925	564	890,117	3	3,750
1926	661	780,901	11	5,652
1927	1,527	706,256	19	9,537
1928	482	588,820	8,209	2,578
1929	569	510,051	6,273	4,456
1930	340	433,951	9 230	96,826
1931	379,632	1,805	133,443
1932	316,937	1,940	144,373
1933	294,398	3,685	113,815
1934	290,141	2,613	188,659
1935	275,136	2,115	1,715	184,493
1936	271,567	5,772	1,349	924,515
1937	266,364	23,040	1,086	820,481
1938	262,341	98,257	1,339	615,023
1939	257,471	81,316	2,915	416,609
1940	248,334	93,626	3,219	353,211
1941	1,099	235,535	84,092	1,817	401,920
1942	345	241,206	58,120	1,416	270,461
1943	515	239,196	54,278	1,172	210,987
1944	153	231,646	52,646	857	193,518
1945	222,418	55,586	1,316	161,090
1946	208,869	48,758	936	145,421
1947	5,832	191,850	43,216	763	346,669
1948	16,047	189,657	43,676	1,328	695,053
1949	12,539	427	190,339	41,146	708	689,683
1950	12,755	190,371	37,588	1,261	825,613
1951	7,187	238,259	31,030	725	947,446
1952	10,115	300,669	31,075	269	801,806
1953	7,395	372,764	34,279	247	791,471
1954	5,090	704,141	39,775	167	1,110,177
1955	5,460	1,658,496	40,187	323	1,255,093
1956	4,054	2,064,241	30,248	3,637	1,137,926
1957	3,726	1,852,691	27,152	1,318	935,049
TOTALS	102,906	427	20,473,212	1,059,320	131,282	14,917,865

Additional lines for your convenience in keeping this record up to date.

- 1958
- 1959
- 1960
- 1961
- 1962

	Meade	Menifee	Metcalfe	Monroe	Montgomery	Morgan
1918	14,276
1919	16,486
1920	152,880	14,979
1921	50,035	12,636
1922	13,297	25	68	11,126
1923	7,313	25	10,819	7,552
1924	3,156	48,491	9,410
1925	1,936	22,621	8,148
1926	1,573	6,846	6,720
1927	1,613	3,857	6,356
1928	894	2,805	5,446
1929	514	1,887	4,252
1930	55	3,461
1931	2,245
1932	773	1,940
1933	2,160	2,078
1934	2,273	1,928
1935	2,404	1,011
1936	6,493	759
1937	9,960	325
1938	5,200
1939	5,457
1940	1,961	2,326
1941	3,155	2,310
1942	2,042	1,626
1943	6,460	1,641
1944	12,774	903
1945	14,986	1,084
1946	22,658	731	2,645
1947	8,779	365	1,636
1948	320	17,885	353	1,190
1949	611	11,984	488	163	1,114
1950	448	7,323	111	77	786
1951	7,261	83	17,528	430
1952	2,930	291	175,182	975
1953	262	2,439	301	1,491	1,023
1954	90	1,629	359	1,012	1,205
1955	997	93	7,927	72	1,099
1956	78	503	30	1,098	77	918
1957	67	74	136	176	125	884
TOTALS	1,876	359,105	48,001	302,048	274	145,039

Additional lines for your convenience in keeping this record up to date.

1958

1959

1960

1961

1962

	Muhlenberg	Ohio	Owsley	Pike	Powell	Robertson
1918	2,419	570,812
1919	680	437,246
1920	321,783
1921	246,952
1922	1,266	207,136
1923	9,789	2,528	282,405
1924	78,631	10,879	264,483
1925	180,957	16,167	212,582
1926	362,909	13,605	172,688
1927	1,326,055	19,976	146,545
1928	2,020,446	9,879	125,414
1929	34,292	2,785,965	6,471	112,163
1930	57,244	2,540,045	2,859	101,103
1931	25,028	1,091,707	3,597	91,315
1932	22,578	1,023,575	2,554	75,251
1933	21,972	817,452	2,036	70,839
1934	36,408	1,145,133	1,855	93,496
1935	26,166	1,468,334	5,396	372	98,968
1936	22,714	1,404,003	7,096	103,789
1937	13,533	1,459,175	5,986	108,606
1938	9,299	1,172,613	4,724	114,107
1939	30,734	915,453	4,171	150,986
1940	16,512	850,230	3,194	161,422
1941	12,528	783,216	2,448	156,465
1942	10,422	681,080	2,183	129,684
1943	8,206	582,412	2,140	1,698	111,309
1944	9,726	516,998	1,092	768	99,950
1945	7,743	451,726	871	187	88,754
1946	10,446	473,172	1,430	78,083
1947	8,174	482,575	1,531	174	71,590
1948	10,165	415,658	2,734	1,224	62,569
1949	22,171	396,811	2,646	5,184	66,446
1950	20,763	640,237	2,313	5,086	62,000
1951	28,996	1,308,295	2,113	8,261	66,075
1952	63,906	1,315,613	3,149	8,196	71,082
1953	140,838	1,194,941	1,510	11,758	62,417
1954	177,109	1,433,171	1,276	16,095	55,383
1955	269,547	1,485,140	1,301	20,350	55,719
1956	927,184	1,243,927	1,384	34,527	59,405
1957	1,102,383	1,186,085	1,279	50,095	63,524	82
TOTALS	3,146,787	35,247,894	154,373	163,975	5,630,546	82

Additional lines for your convenience in keeping this record up to date.

1958

1959

1960

1961

1962

	Russell	Simpson	Taylor	Todd	Unlon	Warren
1918
1919	22,580
1920	209,971
1921	583	18,684	1,074,751
1922	2,398	55,041	1,113,165
1923	6,827	22,319	759,865
1924	9,409	10,604	582,758
1925	1,917	8,953	489,646
1926	7,089	408,807
1927	5,268	320,587
1928	4,001	253,451
1929	3,076	209,421
1930	2,583	171,486
1931	441	37,175
1932	2,802	123,873
1933	2,508	116,396
1934	3,022	111,578
1935	2,004	116,699
1936	1,687	106,400
1937	1,728	91,085
1938	1,727	83,515
1939	1,341	75,629
1940	1,677	71,697
1941	880	6,716	69,792
1942	437	87,191	64,572
1943	991	741,815	56,975
1944	582	3,296,120	53,509
1945	835	4,321,366	54,316
1946	659	3,745,714	48,748
1947	882	2,577,740	44,623
1948	986	2,025,353	43,083
1949	5,457	853	220	2,192,836	44,814
1950	323	577	3,383	2,886,601	51,370
1951	477	290	10,576	2,190,182	55,953
1952	465	193	11,823	1,861,143	58,489
1953	82	398	7,819	1,853,247	58,537
1954	529	443	3,640	2,066,055	62,166
1955	962	3,633	43,462	2,083,498	46,520
1956	267	12,537	29,742	1,952,599	48,229
1957	375	21,003	385	12,339	1,956,291	47,324
TOTALS	30,071	202,734	385	123,004	35,844,467	7,459,555

Additional lines for your convenience in keeping this record up to date.

1958

1959

1960

1961

1962

	Wayne	Webster	Whitley	Wolfe	Totals
1918	121,121	744	65,190	3,444,620
1919	153,780	1,188	130,716	9,273,561
1920	191,370	1,121	125,169	8,504,158
1921	351,901	1,303	95,757	8,948,299
1922	189,615	265	86,651	8,909,200
1923	142,443	120	67,440	8,091,735
1924	126,539	57,557	7,410,362
1925	133,898	52,538	6,678,940
1926	108,229	53,869	6,226,851
1927	90,621	54,644	6,642,890
1928	86,982	56,866	7,297,484
1929	77,342	47,692	7,705,770
1930	59,855	38,795	7,274,934
1931	14,946	31,512	6,653,946
1932	9,498	28,409	6,386,592
1933	27,671	21,381	4,504,112
1934	34,188	21,736	4,822,886
1935	31,139	19,999	5,176,016
1936	29,255	774	17,203	5,506,281
1937	33,989	17,953	5,401,287
1938	33,450	23,373	5,777,057
1939	32,197	4,804	21,910	5,518,449
1940	29,154	7,075	21,423	5,191,025
1941	32,776	14,740	18,804	4,854,585
1942	35,966	26,593	18,087	4,273,614
1943	40,467	61,926	16,356	7,776,951
1944	32,419	542,697	14,744	9,496,671
1945	37,197	675,883	14,661	10,332,304
1946	24,537	512,039	13,758	10,924,282
1947	20,079	502,501	12,587	9,629,614
1948	22,260	457,621	19,474	8,926,187
1949	26,367	325,015	50,233	8,852,548
1950	18,750	359,650	86,978	10,095,074
1951	21,904	1,066,336	67,828	11,346,773
1952	31,310	1,518,762	43,296	11,917,903
1953	34,760	1,427,531	40,837	11,424,605
1954	31,816	1,248,795	60,505	13,910,980
1955	26,094	1,025,072	59,016	15,746,369
1956	20,357	1,360,158	57,410	17,767,954
1957	16,116	1,422,431	58,363	17,087,909
TOTALS	2,582,358	12,559,629	5,515	1,810,720	335,710,778

Additional lines for your convenience in keeping this record up to date.

1958

1959

1960

1961

1962

References

- Jillson, W. R. (1924) Coal Industry in Kentucky: Ky. Geol. Survey, ser. 6, v. 20, 164 p.
- (1926) New oil pools of Kentucky: Ky. Geol. Survey, ser. 6, v. 12, 394 p.
- Jones, D. J., and others (1952) Summary of secondary recovery operations in Kentucky to 1951: Interstate Oil Compact Commission.
- Kentucky Department of Mines and Minerals, Annual Reports for 1940-1956.
- McGrain, Preston (1958) Mineral resources summary for Kentucky 1955 and 1956: Ky. Geol. Survey Rept. Inv., no. 14, ser. 9, 44 p.
- U. S. Bureau of Mines, Mineral Resources of the United States and Minerals Yearbooks for 1891-1953.