

CLIENT Miami-Dade Water & Sewer Authority Date 1/29/81
Well No. I-4 Project No. BC55900,92

- Electric
- Gamma Ray
- Temperature
- Caliper
- Fluid Resistivity
- Fluid Velocity

Location: State Florida County Dade
NE 1/4 SE 1/4 NE 1/4 Sec. 21 T. 56 R. 40
 N S E W

Logged by S. Skehan Observer
Owner: Miami-Dade Water & Sewer Authority
Well: I-4
Driller: Alsay-Pippin Corp. Date Drilled: 1980
Surface Elevation: 10 ft. Estimated Above MSL Measured
T.D. Logged 3130' T.D. Driller 3130'
Hole Dia. 21" From 2670' to 3130' Dia. From To
Casing I.D. 22" From 0 To 2670' Dia. From To
Finish: Open hole Screen Gravel Other
Water Level: ft. Above MP. Above Land Surface Below Below
Yield: Flow gpm Pump gpm
Drawdown: ft. after hours pumping @ gpm
Use: Dom. Stock PS Ind. Irr. Test
 Heating or cooling Drainage Disposal Obs.

| Log Scales | |
|--|--|
| Electric Log SP _____ millivolts/inch Res. _____ ohm-meters/inch Res. _____ ohms/inch | Fluid Resistivity _____ ohm-meters/inch @ _____ °F |
| Gamma Ray Log _____ Counts/sec/in. Time Constant _____ sec. Logging speed _____ FPM | Fluid Velocity _____ Counts/min/inch _____ FPM (continuous) Q = _____ gpm |
| Temperature _____ 60 °F to _____ 80 °F Logging speed _____ 35 FPM | Caliper _____ 6 inches to _____ 35 inches Logging speed _____ 35 FPM |
| Water Samples Depths sampled: _____, _____, _____ | |

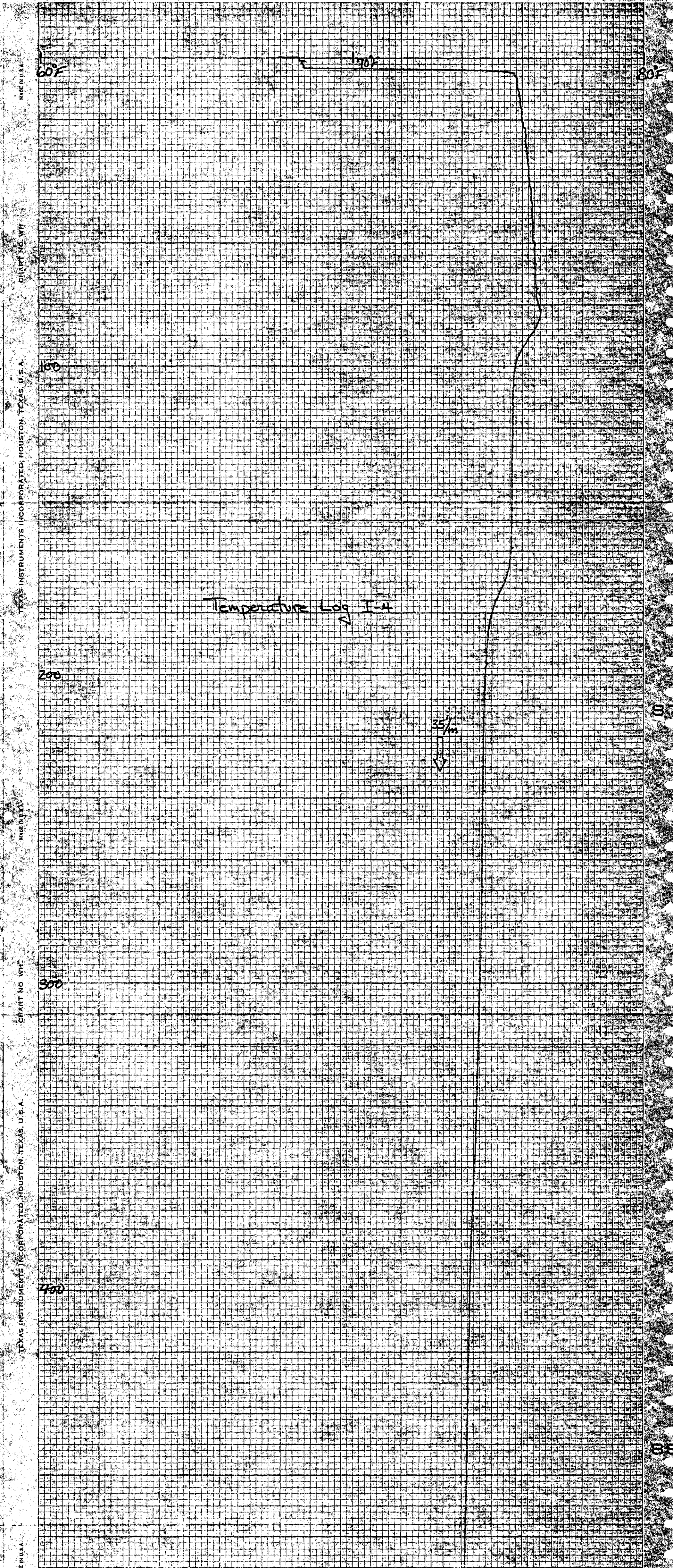
Water Quality:
Temp. _____ °F; Sp. Cond. _____; Iron _____ ppm
Cl⁻ _____ ppm; SO₄⁻ _____ ppm; Total Hardness _____ ppm
Color _____ Odor _____ Taste _____

CH2M HILL
Water Resources Division
P.O. Box 1647
Gainesville, Florida 32602
(904) 377-2442

Remarks:

GEOPHYSICAL WELL SURVEY


FE 1029




MADE IN U.S.A.
CHART NO. WP
TEXAS INSTRUMENTS INCORPORATED, HOUSTON, TEXAS, U.S.A.
MADE IN U.S.A.
CHART NO. WP
TEXAS INSTRUMENTS INCORPORATED, HOUSTON, TEXAS, U.S.A.
MADE IN U.S.A.

60F
80F
100
150
200
300
400
87
88

TEXAS INSTRUMENTS INCORPORATED, HOUSTON, TEXAS, U.S.A. CHART NO. WHI MADE IN U.S.A. CHART NO. WHI MADE IN U.S.A. CHART NO. WHI MADE IN U.S.A. CHART NO. WHI MADE IN U.S.A.



INSTRUMENTS INCORPORATED, HOUSTON, TEXAS, U.S.A. CHART NO. WH MADE IN U.S.A. CHART NO. WH MADE IN U.S.A. CHART NO. WH MADE IN U.S.A. CHART NO. WH MADE IN U.S.A. CHART NO. WH MADE IN U.S.A. CHART NO. WH MADE IN U.S.A. CHART NO. WH MADE IN U.S.A. CHART NO. WH MADE IN U.S.A.



10

1200

1300

1400

1500

1600

1700

1800

MADE IN U.S.A. CHART NO. WH TEXAS INSTRUMENTS INCORPORATED HOUSTON, TEXAS, U.S.A. MADE IN U.S.A. CHART NO. WH TEXAS INSTRUMENTS INCORPORATED HOUSTON, TEXAS, U.S.A. MADE IN U.S.A. CHART NO. WH TEXAS INSTRUMENTS INCORPORATED HOUSTON, TEXAS, U.S.A. MADE IN U.S.A. CHART NO. WH TEXAS INSTRUMENTS INCORPORATED HOUSTON, TEXAS, U.S.A.



2600

2700

2800

2900

3000

3100

60°

70°

