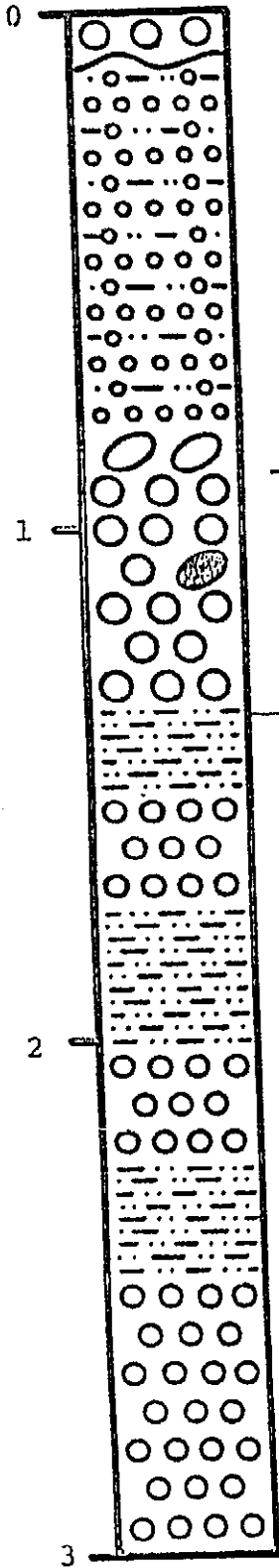


Rj13-01

Meters



Tan coarse sand in motion  
Pleistocene → el. question this

*grey/brown*  
Muddy fine sand w/ shells, include *Spisula*

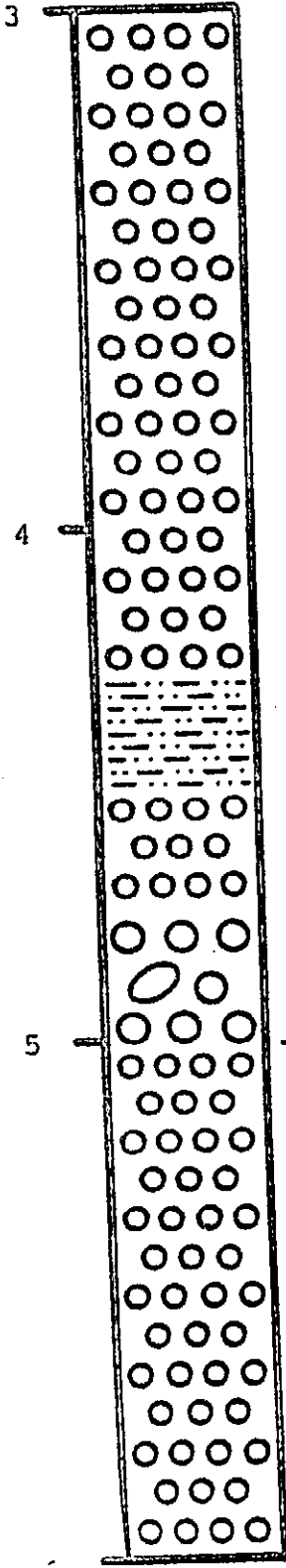
Pebble layer → Pleistocene?  
*- sharp contact*

*above sands are beige/pale yellow*  
→ intense orange color begins here  
↓

*orange*  
Interbedded silt-clay and medium and coarse  
sand, heavily oxidized (Fe stained)  
gravel at base

Back barrier and Lagoonal Mud

Meters

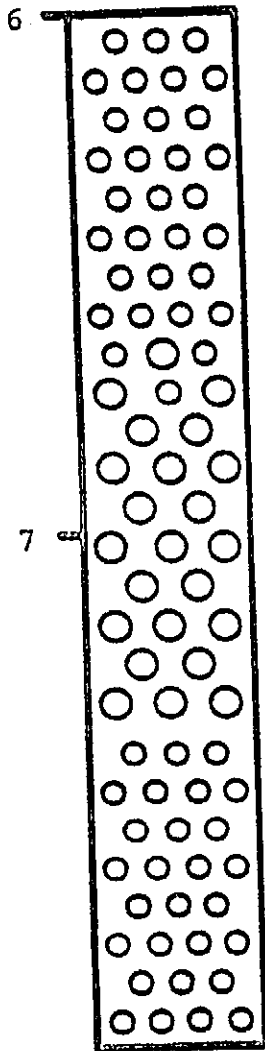


Interbedded silt-clay and medium and coarse sand  
*still orange to orange/tan color*

*orange*  
Gravel-tidal channel (?)

*shays contract*

Bleached white sand coarsens downward  
last meter shows yellow-orange-green tints



Bleached white sand coarsens downward  
to granules & pebbles

- distinct contact

Thinly laminated <sup>with silt clay</sup> and disrupted medium sand  
Tidal Delta (?)